



About “Switching by colors between product cards” Add-on

Create 2 cards of the same product with different colors.

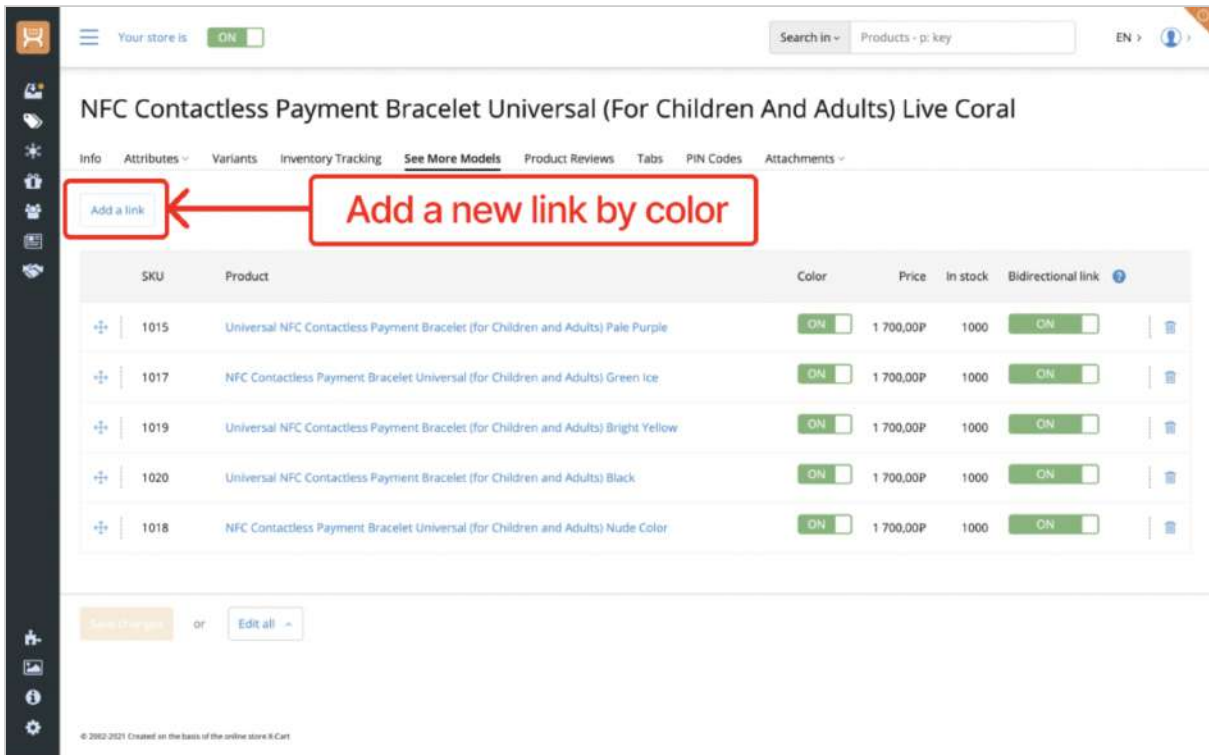
Go to one card on the page "View more product models". On this page, with the “Color” column, you can see all products with the color link enabled. This connection can be turned on or off and turned off using the toggle button in the "Color" column, Pic. 1.

The screenshot shows a product management page for "NFC Contactless Payment Bracelet Universal (For Children And Adults) Live Coral". The page includes a search bar, a navigation menu, and a table of product variants. The table has columns for SKU, Product, Color, Price, In stock, and Bidirectional link. The "Color" column contains toggle switches for each variant, which are highlighted with a red box. The "See More Models" button is also highlighted with a red box.

SKU	Product	Color	Price	In stock	Bidirectional link
1015	Universal NFC Contactless Payment Bracelet (for Children and Adults) Pale Purple	<input checked="" type="checkbox"/>	1 700,00P	1000	<input checked="" type="checkbox"/>
1017	NFC Contactless Payment Bracelet Universal (for Children and Adults) Green Ice	<input checked="" type="checkbox"/>	1 700,00P	1000	<input checked="" type="checkbox"/>
1019	Universal NFC Contactless Payment Bracelet (for Children and Adults) Bright Yellow	<input checked="" type="checkbox"/>	1 700,00P	1000	<input checked="" type="checkbox"/>
1020	Universal NFC Contactless Payment Bracelet (for Children and Adults) Black	<input checked="" type="checkbox"/>	1 700,00P	1000	<input checked="" type="checkbox"/>
1018	NFC Contactless Payment Bracelet Universal (for Children and Adults) Nude Color	<input checked="" type="checkbox"/>	1 700,00P	1000	<input checked="" type="checkbox"/>

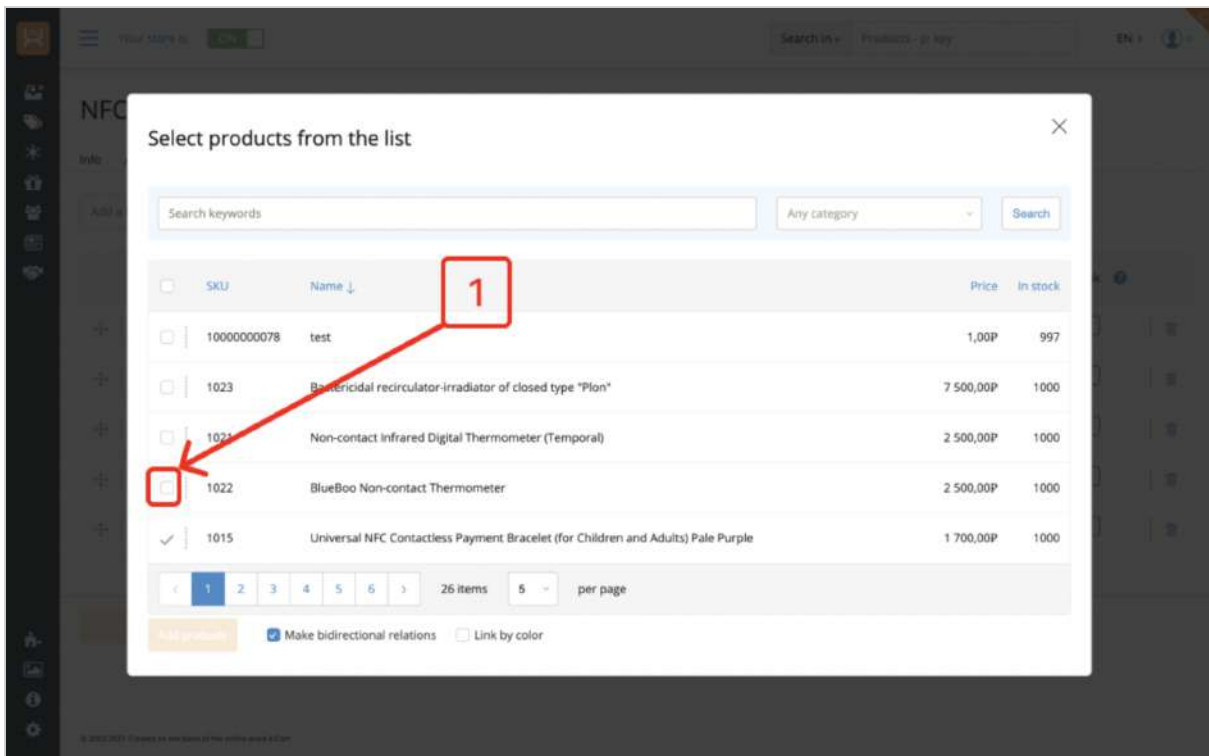
Pic. 1.

To add a link between these product cards by color, you need to click on the "Add link" button.



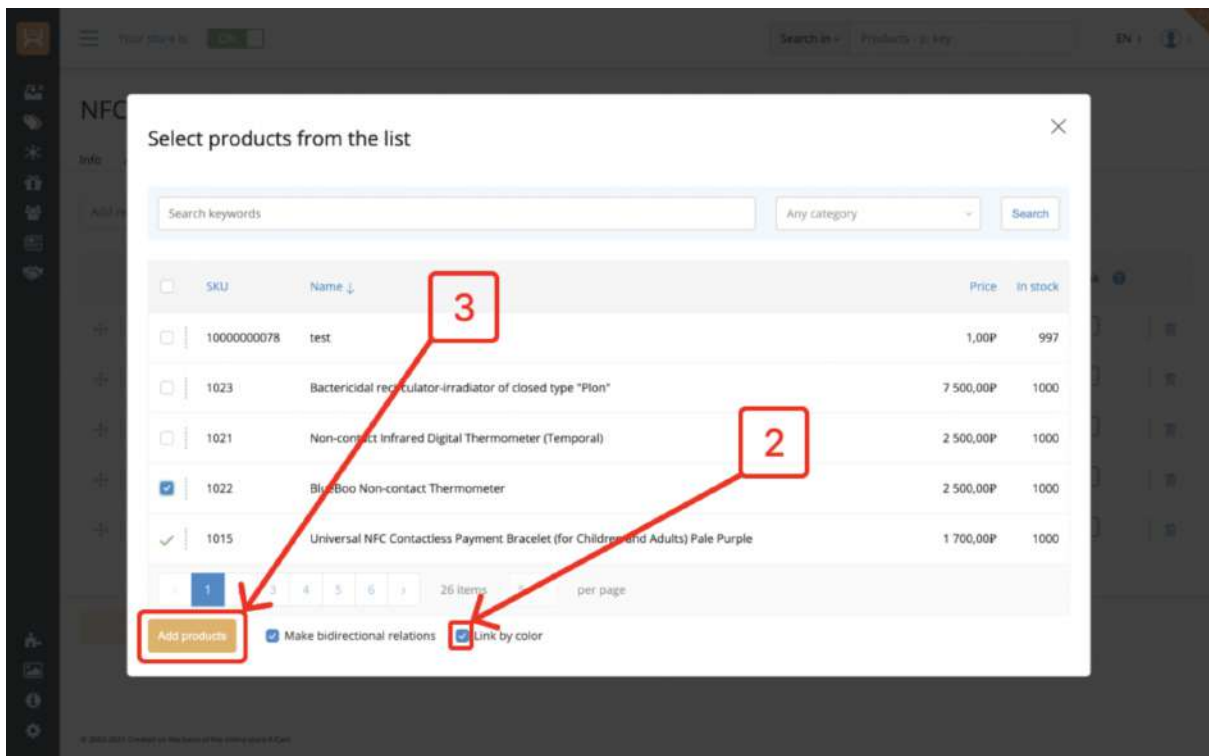
Pic. 2.

In the pop-up window that opens, select the product card with which you want to add a link by color Pic. 3.



Pic. 3.

After that put a check mark in the “Link by color” parameter and click on the “Add products” button.



Pic. 4.

Congratulations, the link between cards by color has been added.